

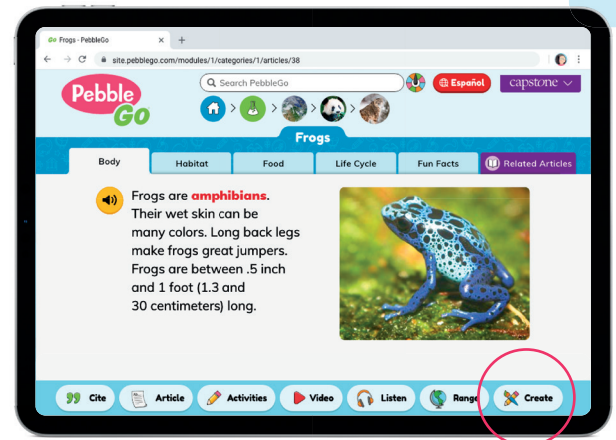


Introducing PebbleGo Create with Buncee!

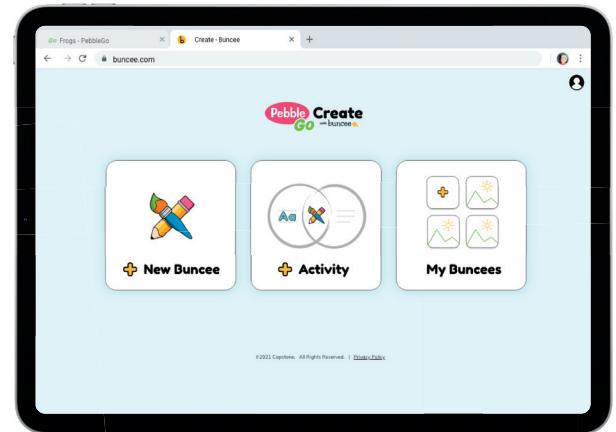
Unleash your K-5 students' creativity with PebbleGo Create, an all-new tool that can be added to any PebbleGo subscription. PebbleGo Create is an intuitive digital workspace for students to demonstrate learning and share their knowledge from PebbleGo. By pairing student-centered active learning with engaging curriculum-connected content, students can retain more essential concepts core to academic success.

How PebbleGo Create Works:

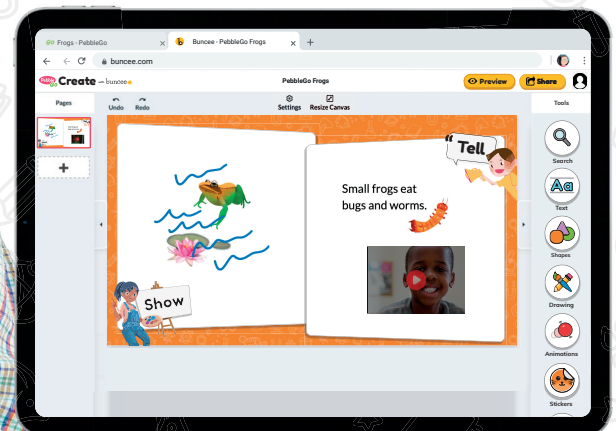
Step 1 Students click 'Create' on any PebbleGo or PebbleGo Next article.



Step 2 Students select a ready-made or a blank template.



Step 3 Students demonstrate what they learned, providing educators authentic assessment support.



Learn more at
pebblego.com/pebblego-create





How PebbleGo Create Helps

Click and Create

Students can easily draw, type, record a video, and choose from thousands of engaging stickers, animations, and templates to show what they learned.

Less time logging in, more time learning

One login allows students access to your PebbleGo subscription, their PebbleGo Create workspace, and previous work. They can navigate seamlessly within their PebbleGo experience and easily share their creations with their teacher.

Authentic and portfolio assessment support

Teachers have easy access to each students' creations, providing real-time insights on whether students are mastering the standards being taught.

Easy setup and maintenance

Quickly sync class rosters with Microsoft 365 and Google Classroom* so teachers can spend more quality time teaching.

*CSV files can be uploaded instead if your school doesn't use Microsoft or Google to roster.
Screenshots shown may differ from final version.
2105DMLI

Learn more at
pebblego.com/pebblego-create