



Colorado Library Consortium

FEBRUARY 23-24, 2023

VIRTUAL WINTER WORKSHOP

Event Report



Prepared by

WINNIE DUBOIS | TALENT

DEVELOPMENT CONSULTANT



Prepared by

SARA WRIGHT | DEPUTY

DIRECTOR

TABLE OF CONTENTS

03

Summary

04

Registration
Highlights

05

Population
Served

06

Attendance
Summary

07

Top 10

08

Top 5

09

Engagement

11

Satisfaction



SUMMARY

The first CLiC Virtual Workshop was held in 2021, and this signature event continues to evolve. 2023 saw innovations in support for presenters and use of online engagement tools, all led by Winnie DuBois.

2023 Wins:

- Based on feedback from several sources, the planning team invited professionals from outside the library field to submit proposals on finding joy, rejuvenation, and healthy life-work balance. It's long been a goal to seek presenters from outside the library profession – there were 6 such presenters in 2023.
- This year the number of proposals submitted more than doubled over 2022's submissions. This allowed us to offer 10 sessions on Thursday and 33 sessions on Friday for a total of 43 sessions over a day and a half. More choices for attendees!
- NEW Microlearning Moments–15-minute focused sessions–were offered.
- Increased support for presenters, including online engagement training, led to an improved learning environment for attendees and was a learning opportunity for presenters.

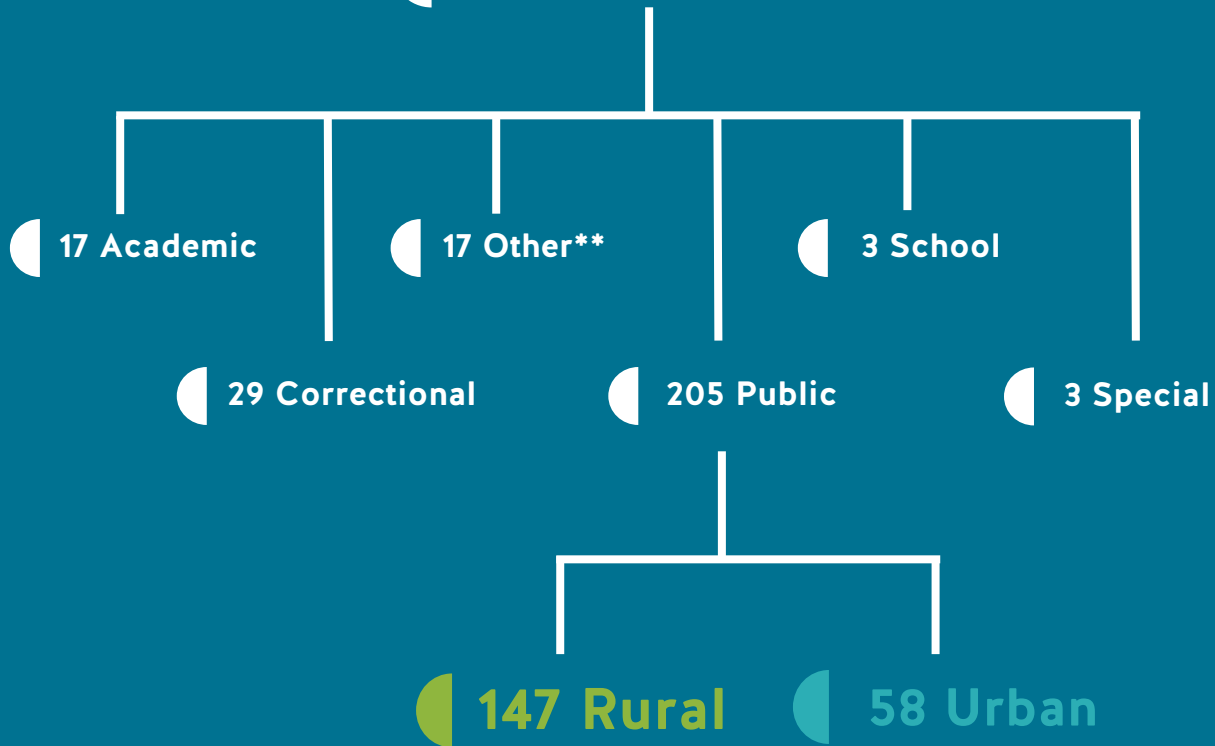
2024 Goals:

- Leverage the success of support for presenters to increase the number of proposals to ensure enough content to fill a day and a half in 2024.
- Continue to seek proposals from outside the library field as appropriate.
- Explore requirements for offering BOCES credit to school library managers.

Sara Wright | Deputy Director



274 Attendees*



*Not including Presenters

**CLiC staff, Colorado State Library staff and other organizations

REGISTRATION HIGHLIGHTS



328 Total Attendees +
Presenters

53 Presenters

12 Trustees



11 States

7% of our attendees and presenters
came from outside Colorado,
representing 11 states!



Public Libraries

Of all our attendees and presenters,
70% came from public libraries.



Presenters

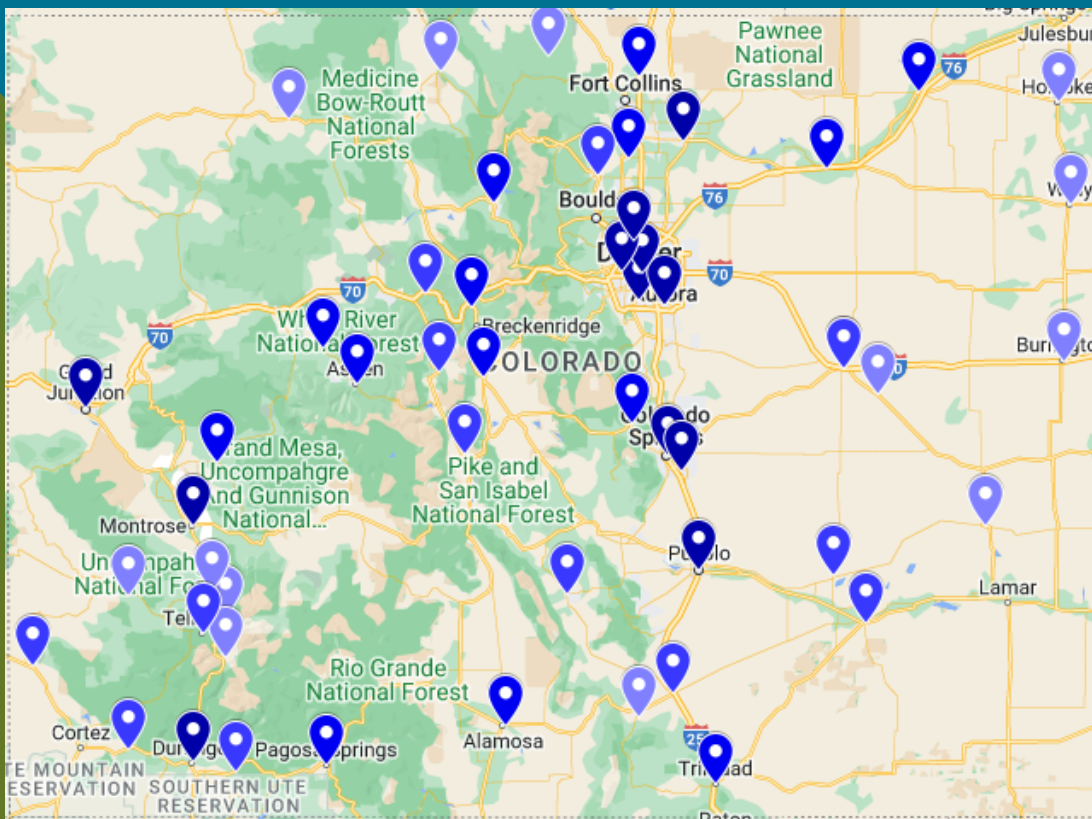
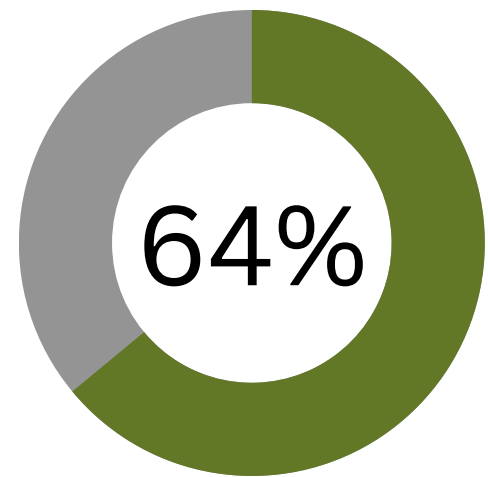
29% came from Rural/Small public
libraries
70% came from Urban libraries and
organizations

POPULATION SERVED

Rural and Small



64% of all attendees support rural or small libraries and communities.



Attendees' Legal Service Area Population

- 624 - 3167 (14)
- 3718 - 8825 (13)
- 9734 - 31692 (14)
- 42594 - 717632 (13)

ATTENDANCE SUMMARY

No-Conflict Sessions

We offered six no-conflict sessions, and these sessions garnered the most attendance of the whole workshop. The opening, welcome and closing sessions with Jim and Sara inspired much engagement through polling, chat, and annotations. The Colleague on Call Team introduced many libraries to the unique and personalized consulting service.

ATTENDANCE	SESSION
143	Your Identity and Your Work
140	Burning Out or Burning Rubber?
104	Closing Remarks
102	State Library Update
89	Welcome! A day of connecting, energizing, and inspiring
89	Spotlight CLiC Serice: What is the Colleague on Call Team?



TOP 10

Most Popular Sessions

61

The Untruth is Out There:
Understanding Conspiracy
Theories

44

Own Your Stories - Set Your
Boundaries

37

Wikipedia at the Library:
Busting Myths & Fostering
Info Lit

35

New Year, New Books!

32

Preserve your Joy of Living*

45

Mental Health Resources-what
to watch for and how to react

40

Finding your Voice - How to
be Heard in a Noisy World

35

Everyone Wins: Universal
Design for Libraries

32

Building Your Advocacy
Toolkit

31

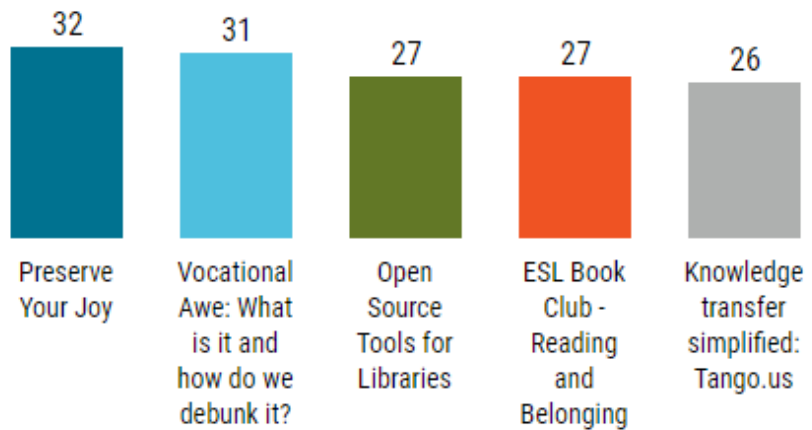
Vocational Awe: What is it and
how do we debunk it?*

*Microlearning Moment

TOP 5

Mircolearning Moments

These 15-minute presentations were a new addition this year and a big hit with both presenters and attendees. These short and sweet sessions doled out lots of learning, innovative ideas, and tangible action steps.

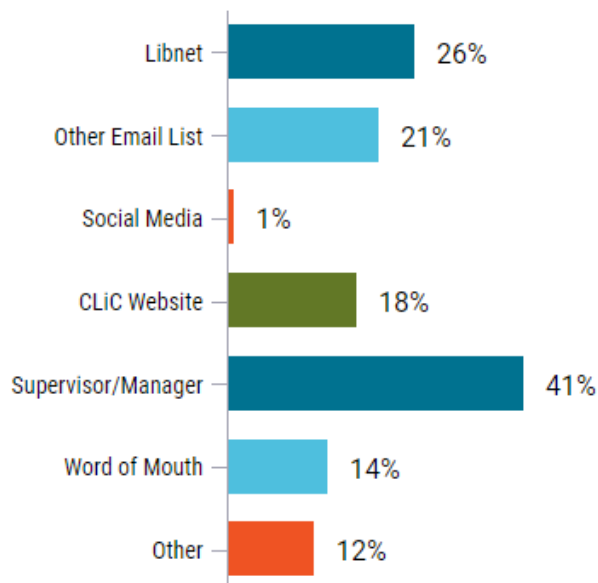


ENGAGEMENT

Before and During the Workshop

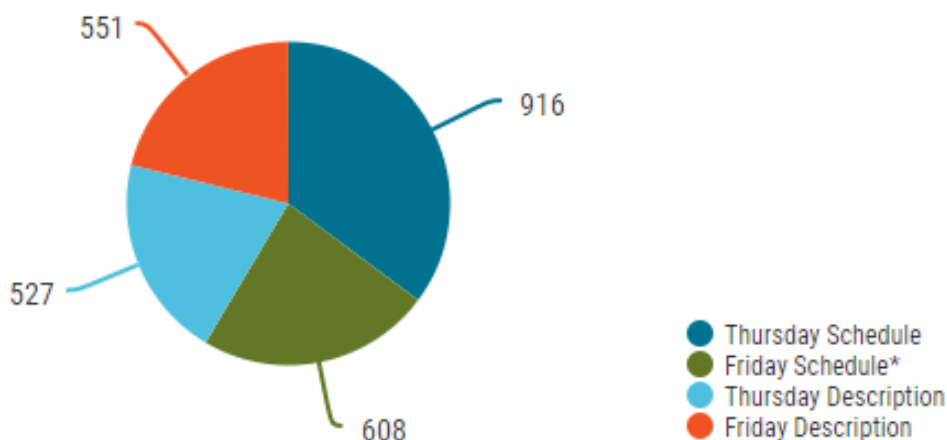
We tracked how many clicks were received on promotion of the Workshop and effectiveness of marketing messages. Every time we promoted the event via email, we witnessed a jump in registration numbers.

HOW ATTENDEES LEARNED ABOUT VIRTUAL WINTER WORKSHOP



Specific sources listed:
CLiC Rural Library Director list
CLiC Emails and Staff
SCF DOC Library
Wyoming State Library
ARSL
Northeast Kansas Library System
MPLA
Institutional Library Development

NUMBER OF TIMES LINKS WERE ACCESSED



*Error in data collection

ENGAGEMENT

Event Recordings

Video recordings were made available to all attendees on March 15. The following show the top 5 recordings accessed over 30 days (March 15–April 15). Based on analytics from 2022, we do not expect to see this number increase unless we promote re-engagement of the content.



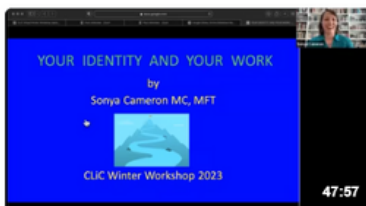
"Own Your Stories - Set Your Boundaries"
Shawn Handlovitch
21 views



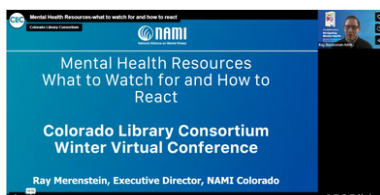
"Burning Out or Burning Rubber?"
Jim Duncan
17 views



"State Library Update"
Nicolle Davies
16 views



"Your Identity and Your Work"
Sonya Cameron
13 views



"Mental Health Resources–What to Watch for and How to React"
Ray Merenstein
11 views

SATISFACTION

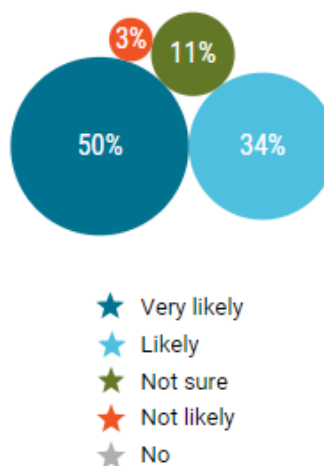
Results based on post-event survey

We had 106 survey responses, which is a 32% response rate.

OVERALL EXPERIENCE ATTENDING VIRTUAL WINTER WORKSHOP



HOW LIKELY ATTENDEES WILL RECOMMEND US



INFORMATION LEARNED WILL IMPROVE WORK PERFORMANCE AND/OR SERVICE TO PATRONS

